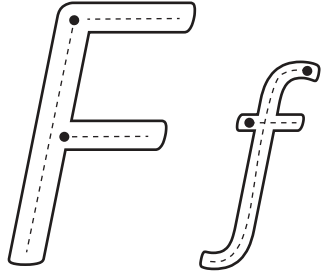






Trace the letters







Color the pictures



Circle the letters (Ff)

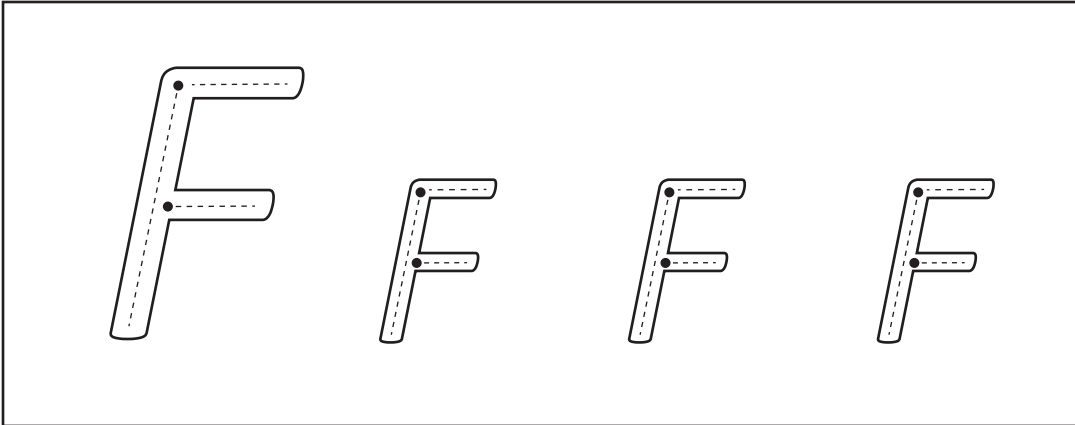
m t a e T A
b f A h a q r





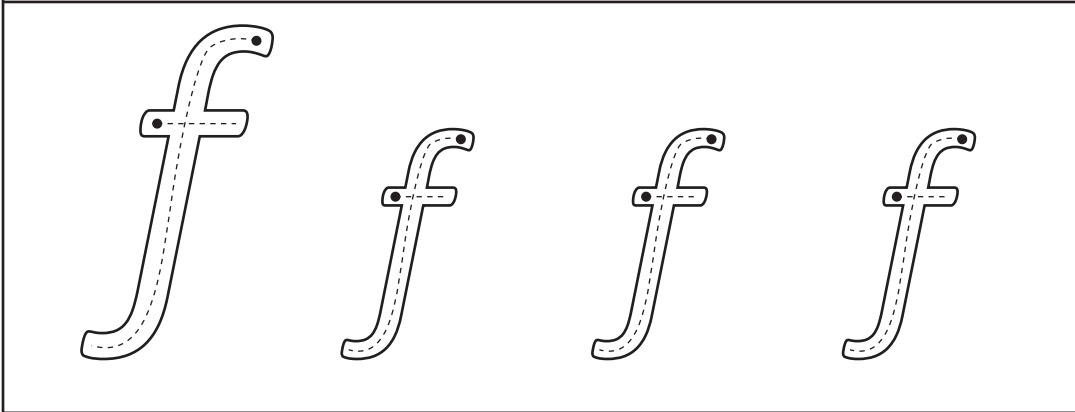
Alphabet Writing Instructions

(Reinforce the instructions to memorize your kids)



Instructions

Stick down, then two arms across top and middle.



Tall and curvy, with a belt in the middle.

Handwriting practice area with two rows of lines. The first row contains six dotted uppercase 'F's for tracing, followed by two rows of blank lines with a starting dot on the top line. The second row contains six dotted lowercase 'f's for tracing, followed by two rows of blank lines with a starting dot on the top line.



Alphabet Writing Instructions

(Reinforce the instructions to memorize your kids)

F F F F F F

.
.

f f f f f f

.
.

F F F F F F

.
.

f f f f f f

.
.