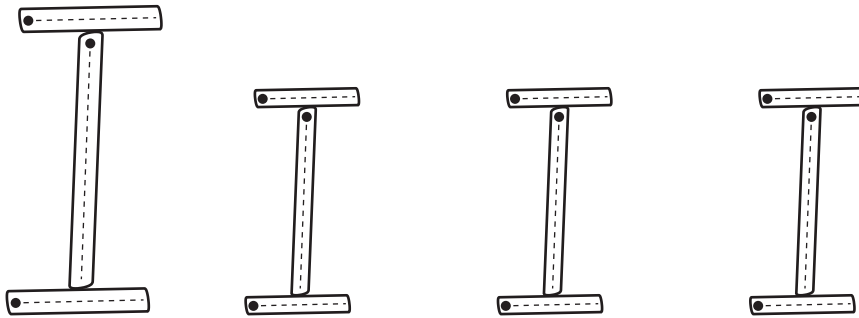




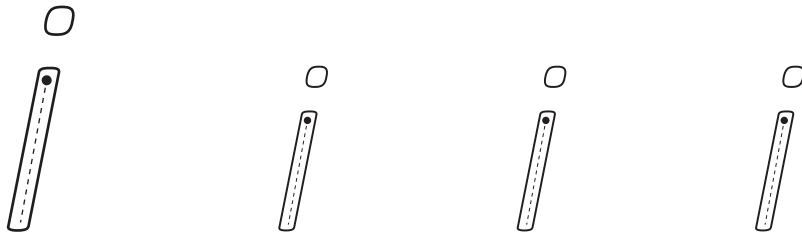
Alphabet Writing Instructions

(Reinforce the instructions to memorize your kids)






Instructions

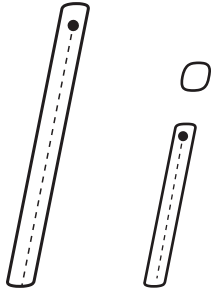
Stick down, hat on top, shoes on bottom.




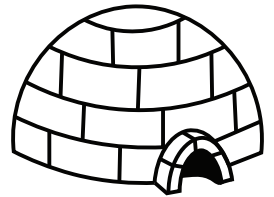


Little stick and a dot on top.



Trace the letters






Color the pictures



Circle the letters (li)

l t a i T A
b f l h a q i





Alphabet Writing Instructions

(Reinforce the instructions to memorize your kids)

Handwriting practice sheet for the letter 'i'. The page is enclosed in a large black border and contains six sets of horizontal lines. Each set consists of a top line, a middle line, and a bottom line. The first set shows six dotted lowercase 'i's with a small arrow at the top of each stem pointing downwards, indicating the writing direction. The second set shows six dots on the middle line, with a dot on the bottom line below each, serving as a starting point for writing. The third set shows six dotted lowercase 'i's with a small arrow at the top of each stem pointing downwards. The fourth set shows six dots on the middle line, with a dot on the bottom line below each. The fifth set shows six dotted lowercase 'i's with a small arrow at the top of each stem pointing downwards. The sixth set shows six dots on the middle line, with a dot on the bottom line below each.