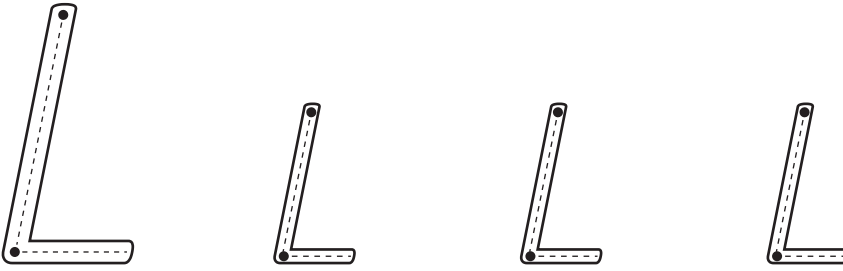

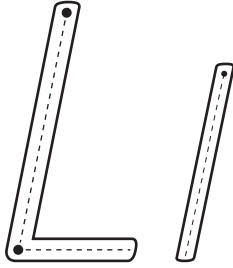


Alphabet Writing Instructions






(Reinforce the instructions to memorize your kids)

	<p>Instructions</p> <p><i>Line down, then foot to the right.</i></p>
	<p><i>Just a straight stick down.</i></p>
<p>Handwriting practice lines for uppercase L and lowercase l. Each row contains six dotted letters for tracing, followed by two rows of blank lines with a starting dot for independent practice.</p>	

Trace the letters




Color the pictures



Circle the letters (Ll)

L t l T L v

L A q a z l





Alphabet Writing Instructions

(Reinforce the instructions to memorize your kids)

L L L L L L

.
.

l l l l l l

.
.

L L L L L L

.
.

l l l l l l

.
.