






Trace the letters



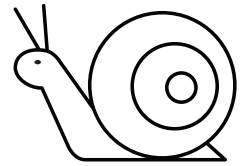
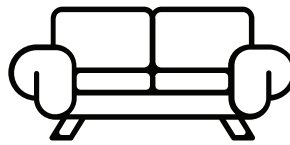


Color the pictures






Circle the letters (Ss)

m q s d S A
u S h a s n



Alphabet Writing Instructions

(Reinforce the instructions to memorize your kids)

	<p>Instructions</p> <p><i>Wiggle like a little snake.</i></p>
	<p><i>Wiggle like a little worm.</i></p>
	



Alphabet Writing Instructions

(Reinforce the instructions to memorize your kids)

Handwriting practice sheet for the letter 'S'. The page is divided into four rows of writing lines. Each row contains six dotted uppercase 'S' characters for tracing, with a small arrow indicating the starting point and direction of the stroke. Below each row of tracing letters are two sets of empty writing lines (top and bottom lines) for independent practice. The first row is the largest, and the subsequent rows decrease in size.