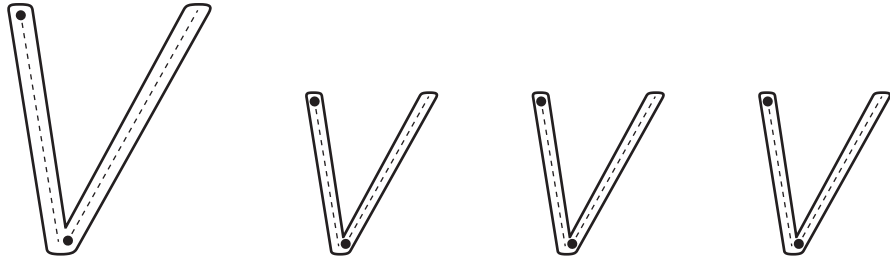
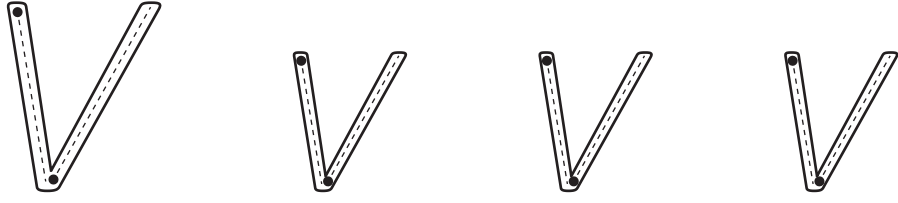



Alphabet Writing Instructions



(Reinforce the instructions to memorize your kids)

	<p>Instructions</p> <p><i>Slant down, slant up like a bird's beak.</i></p>
	<p><i>Slant down, slant up like a bird's beak.</i></p>
<p>Handwriting practice lines for uppercase V and lowercase v. Each row contains six dotted letters for tracing, followed by blank lines with a starting dot for independent practice.</p>	

Trace the letters






Color the pictures



Circle the letters (Vv)

z v B u V A
V A v a q r





Alphabet Writing Instructions

(Reinforce the instructions to memorize your kids)

V V V V V V

.
.

v v v v v v

.
.

V V V V V V

.
.

v v v v v v

.
.