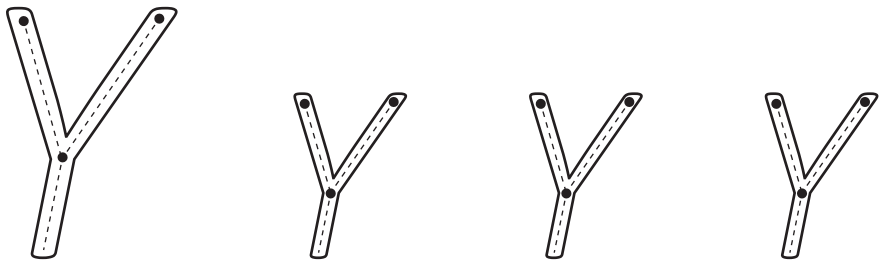

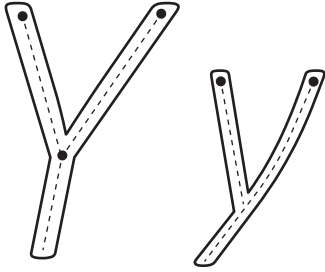


Alphabet Writing Instructions

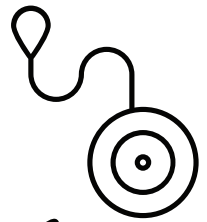
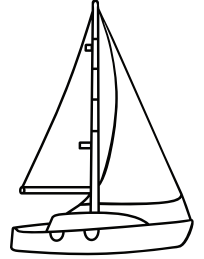
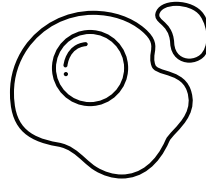
(Reinforce the instructions to memorize your kids)

	<p>Instructions</p> <p><i>Slant down from both sides, then line down the middle.</i></p>
	<p><i>make a u then stick down and a curl under.</i></p>
<p>Handwriting practice lines for uppercase 'Y' and lowercase 'y'. Each row contains six dotted letters for tracing, followed by blank lines with a starting dot for independent practice.</p>	

Trace the letters






Color the pictures



Circle the letters (Yy)

m Y a e Y A
y d h y q n





Alphabet Writing Instructions

(Reinforce the instructions to memorize your kids)

y y y y y y

y y y y y y

y y y y y y

y y y y y y

y y y y y y

y y y y y y

y y y y y y

y y y y y y