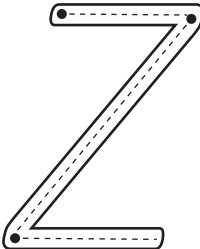











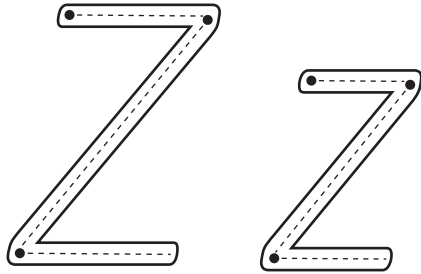


# Alphabet Writing Instructions

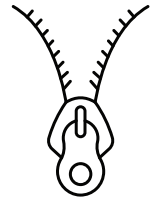

(Reinforce the instructions to memorize your kids)

   	<p><b>Instructions</b></p> <p><i>Line across, slide down, line across again.</i></p>
   	<p><i>Zig, zag, zip!</i></p>
   	

Trace the letters





Color the pictures



Circle the letters (Zz)

z t B e Z A  
f Z N a Q z



# Alphabet Writing Instructions

*(Reinforce the instructions to memorize your kids)*

Handwriting practice sheet for the letter Z. The page is divided into four main sections, each containing a row of six dotted uppercase 'Z's with directional arrows, followed by two rows of blank handwriting lines (top and bottom lines) for independent practice.

Section 1: Uppercase Z tracing and practice.

Section 2: Uppercase Z tracing and practice.

Section 3: Uppercase Z tracing and practice.

Section 4: Uppercase Z tracing and practice.